

## SONIC CLASSIC WALL SYSTEM

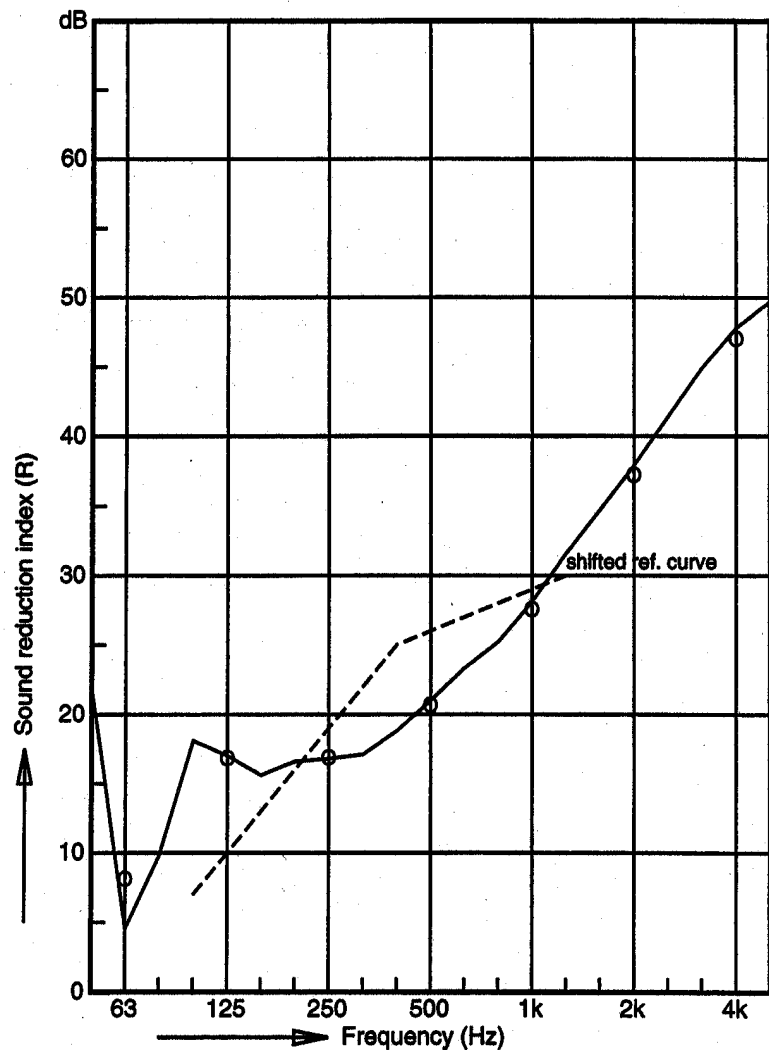
### Test TNO Cepro Sonic Classic in accordance with EN-ISO 140-3

Project number : 008.02382/01.01  
 Test date : 16 November 2000

Product : Cepro Sonic Classic wall element  
 Test room : TNO TPD 3-4, Delt (The Netherlands)

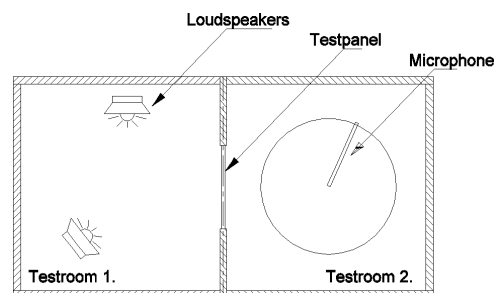
### Test result : $R_w = 26$ dB

Frequency (Hz)	R 1/3 oct (dB)	R 1/3 oct (dB)
50	21,90	
63	4,50	8,10
80	9,80	
100	18,10	
125	17,00	16,80
160	15,60	
200	16,60	
250	16,80	16,80
315	17,10	
400	18,80	
500	21,00	20,70
630	23,30	
800	25,20	
1000	28,10	27,60
1250	31,60	
1600	34,70	
2000	37,90	37,20
2500	41,40	
3150	44,90	
4000	47,80	47,00
5000	49,70	



#### Measurement method

The test room is divided by a concrete wall of approx. 40 cm thick. In this wall there is a test opening (dimensions 123 x 148 cm). In the source room 'white noise' is produced using an amplifier-loudspeaker combination. The sound pressure level in source- and receiving room has been measured with a rotating microphone (rotation time 64s) and analysed over the same time period with a digital time parallel analyser. During the test a sound is produced (during 65s) in a range between 50 and 50.000 Hz. This test was carried out in accordance with EN-ISO 140-3 1996.



CEPRO\_PFS\_Sonic\_Classic\_Sonic\_wall\_system\_2EN Version 001 - Check our website for the latest version.

## SONIC CLASSIC WALL SYSTEM



### COMPOSITION

For steel basic system parts:

- Carbon steel profiles, powder coated.
- Carbon steel perforated plate powder coated.
- Filling of two solid mineral fiber panels (2 x 25mm) with a steel plate inbetween.
- Contain no toxic parts.
- Contain no inflammable parts.
- Contain no electrical parts.

### USE AND HANDLING

Coating will be damaged by open fire or intensive heat. Oil or grease pollution do not have negative effects on the screens condition.

Dents can occur impact with heavy objects impact against the perforated plate.

### MAINTENANCE AND SAFETY

Bolts must be periodic checked. When assemble, take care of a flat and stable surface. The structure is stabilized by attachment to a wall or by the use of corner arrangements.

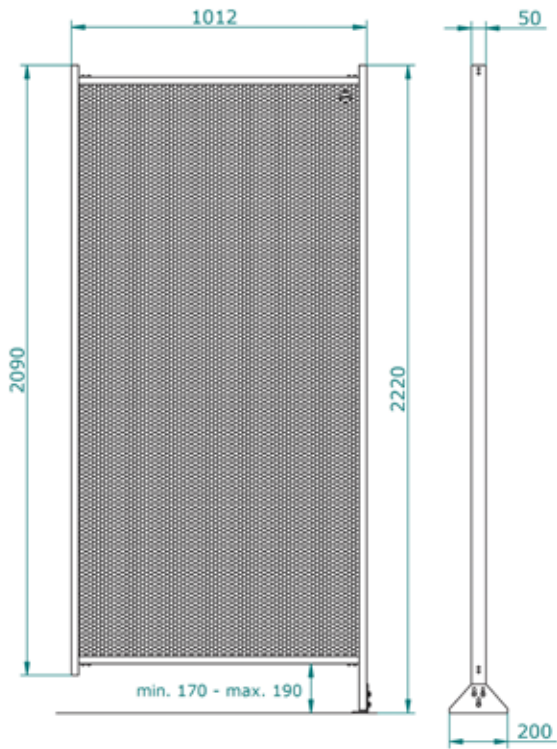
### TECHNICAL SPECIFICATION

Type screen	: Solid noise reducing screen.
Total weight	: basic screen (0.5 x 2m) : 25kg.
Total weight	: basic screen (1 x 2m) : 41 kg.
Overall size height	: 2090 mm.
Overall size height	: including feet: 2210 mm.
Width	: 512 or 1012mm.
Materials	: Steel profiles and perforated plate, power coated in green, RAL6011.
Inlay	: 2 x 25mm rock wool 75kg/m <sup>3</sup> with a steel coreplate 0.5mm.
Sound reduction	: Rw = 26 dB (Tested by TNO)
Perforated plate	: 0.75mm, meshes 5mm, center to center 7.5mm.
Operation	: Manufactured in factory, easy to assemble and re-assemble on site.

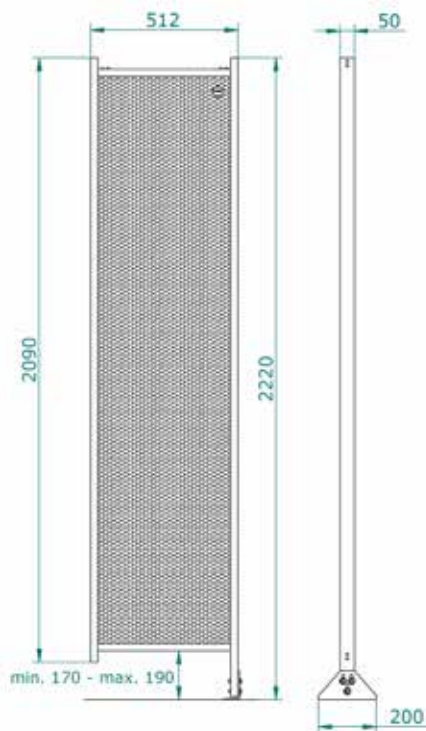
## SONIC CLASSIC WALL SYSTEM



### DIMENSIONS BASIC WALL PARTS



45.00.00.2010 Sonic wall element 1.012 mm wide

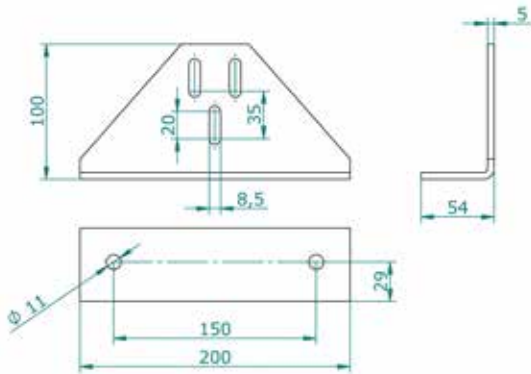


45.00.00.2005 Sonic wall element 512 mm wide


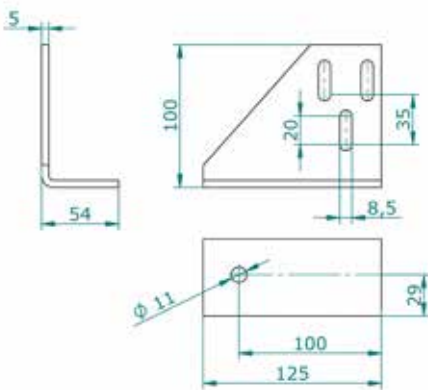
**SONIC CLASSIC WALL SYSTEM**



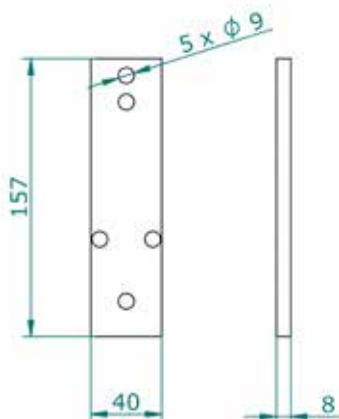
**DIMENSIONS BASIC WALL PARTS**



45.10.00 Sonic Classic adjustable foot



45.10.02 / 45.10.03 Sonic Classic adjustable half foot

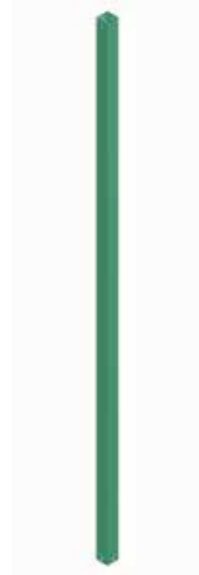
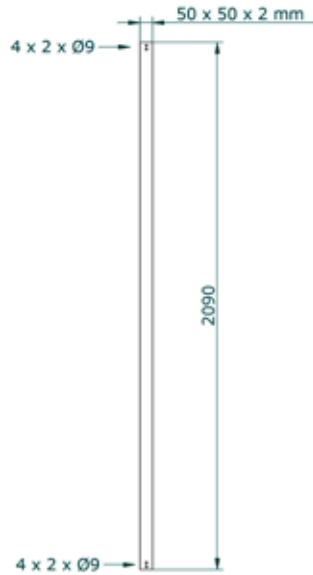


45.35.20 Sonic Classic extension adjustable foot


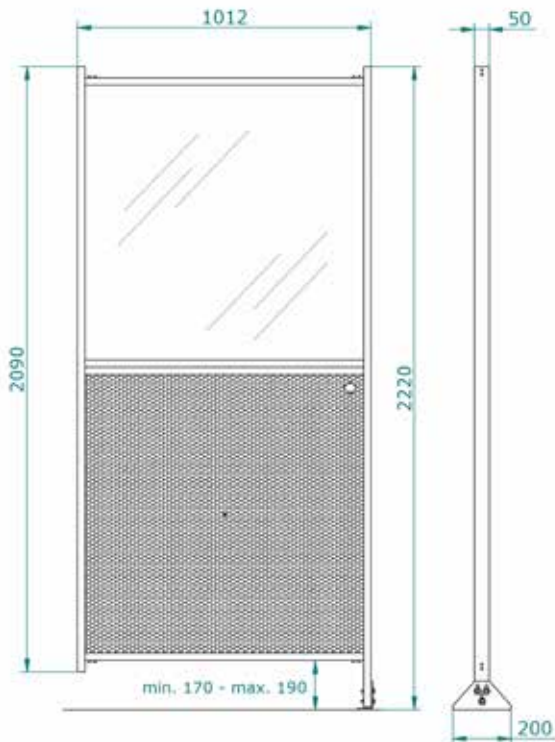
## SONIC CLASSIC WALL SYSTEM



### DIMENSIONS BASIC WALL PARTS



45.20.01 Sonic Classic joining pole

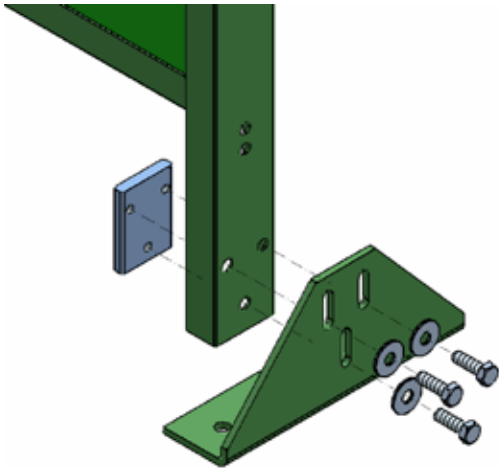


45.00.03.2010 Sonic wall element 1012 mm wide with Impact wind .

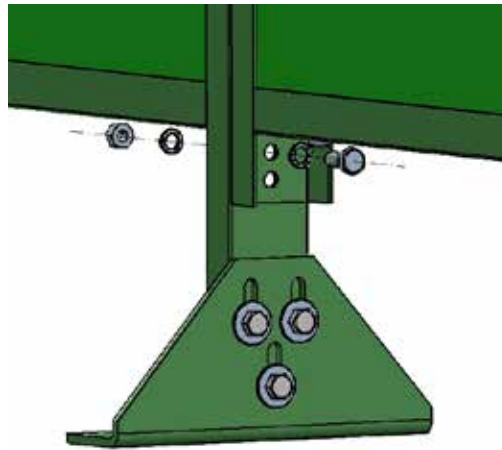
## SONIC CLASSIC WALL SYSTEM



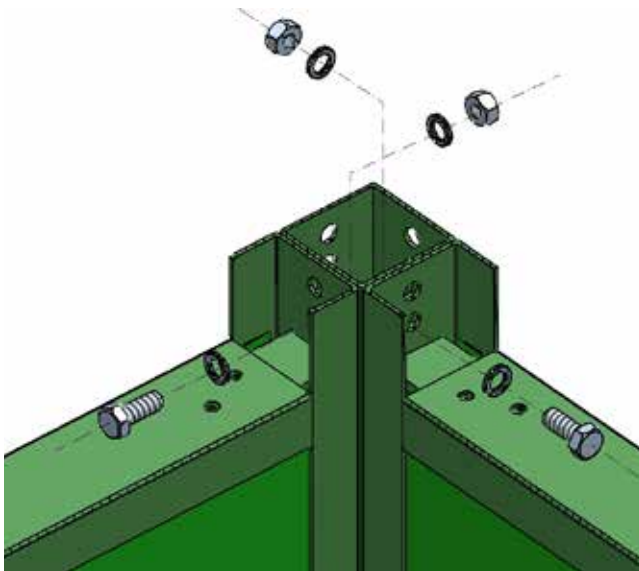
### MOUNTING BASIC WALL PARTS



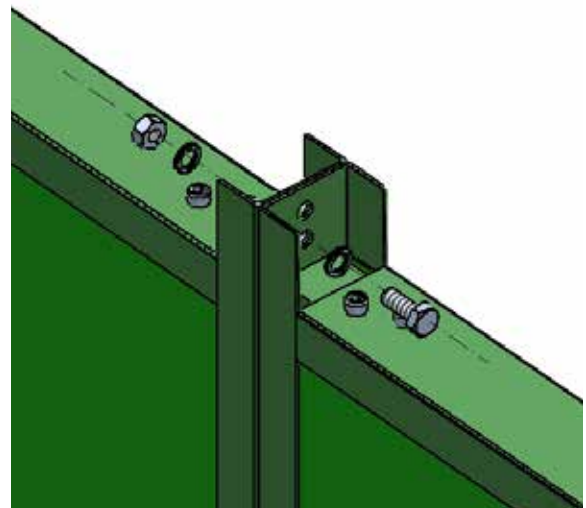
*Mounting adjustable foot to Sonic Classic wall element*



*Mounting adjustable foot to several Sonic Classic wall elements in a row*



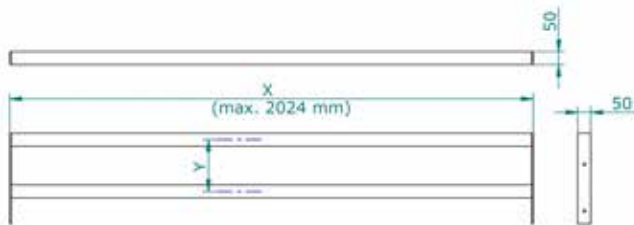
*Mounting joining pole to Sonic Classic wall element to make an angle of 90° or a cross bond*




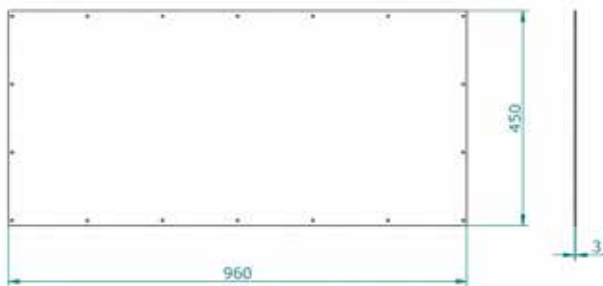
## SONIC CLASSIC WALL SYSTEM



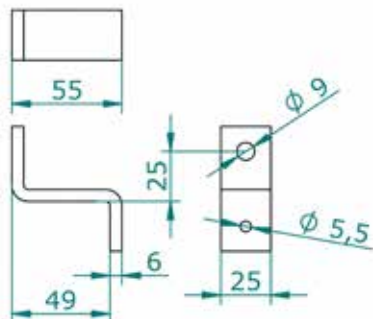
### DIMENSIONS ACCESSORIES



45.30.15.2022 Sonic Classic console for fume extractor



45.33.03.4596 Sonic Classic mounting plate

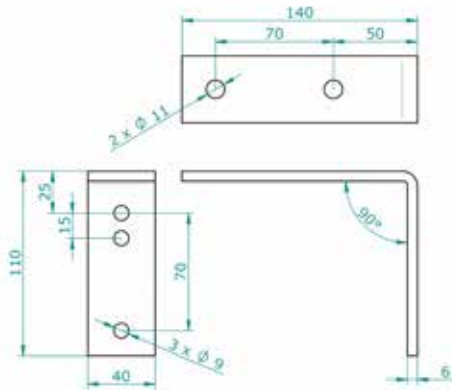


45.35.20.0002 Sonic Classic Z-supports (set of 2)

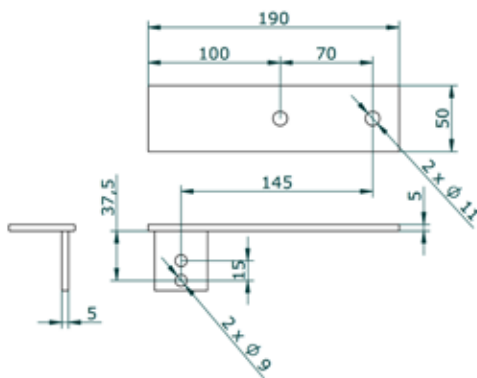

**SONIC CLASSIC WALL SYSTEM**



**DIMENSIONS ACCESSORIES**



80.10.01 Support for fixing rail or tube



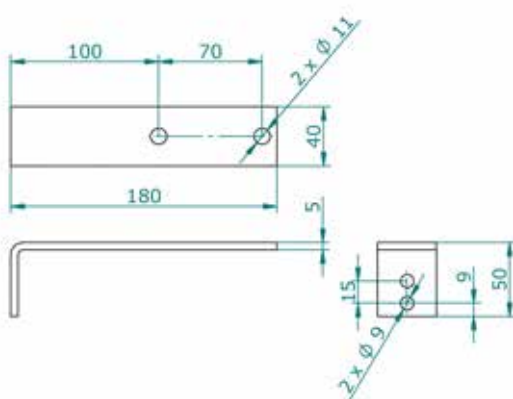
45.35.02 Left version




45.35.03 Right version



45.35.02 / 45.35.03 Support special version, for fixing tube or rail to the side of a Sonic wall



45.35.05 Support extra long

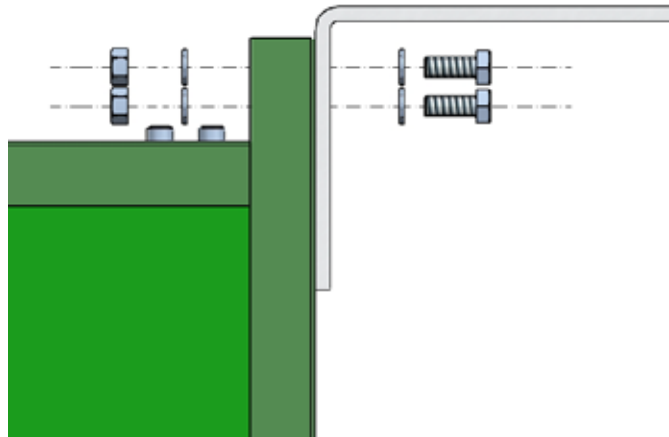




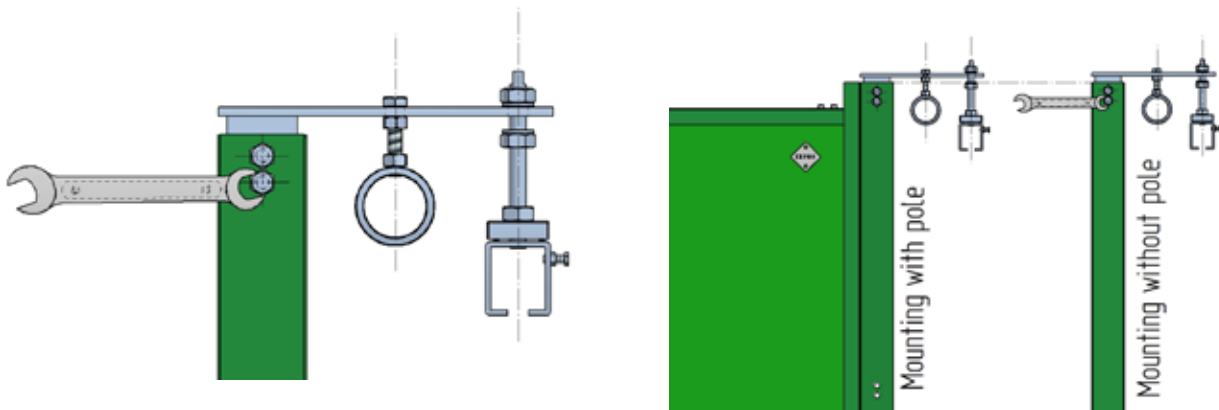
## SONIC CLASSIC WALL SYSTEM



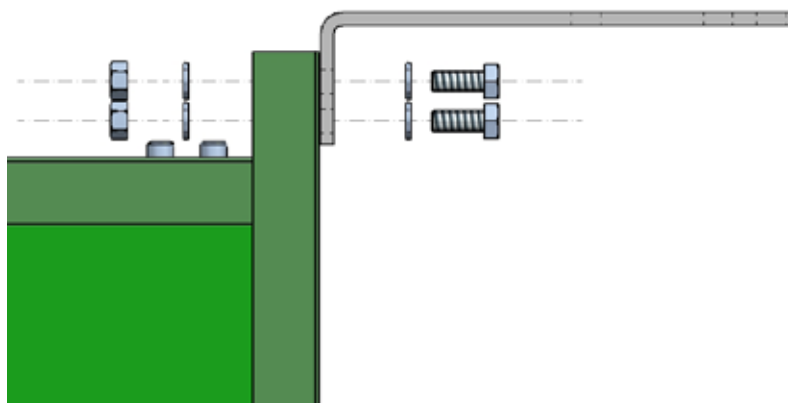
### MOUNTING ACCESSORIES



Mounting support 80.10.01 to Sonic Classic wall element.



Mounting support 45.35.02 / 45.35.03 to Sonic Classic wall element with railsupport 86.10.02 / 86.10.03

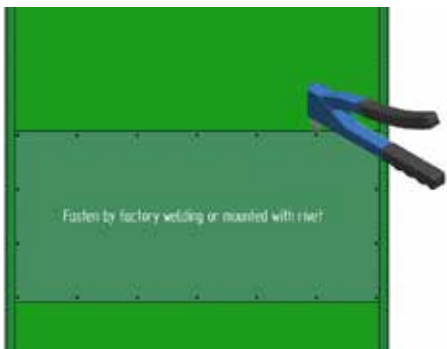


Mounting support 45.35.05 to Sonic Classic wall element.

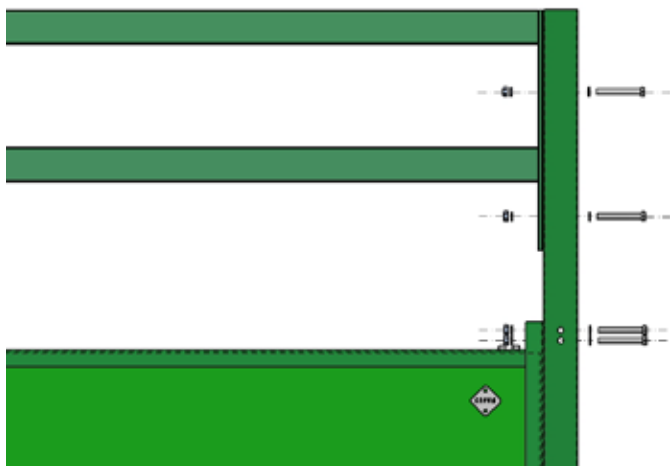
## SONIC CLASSIC WALL SYSTEM



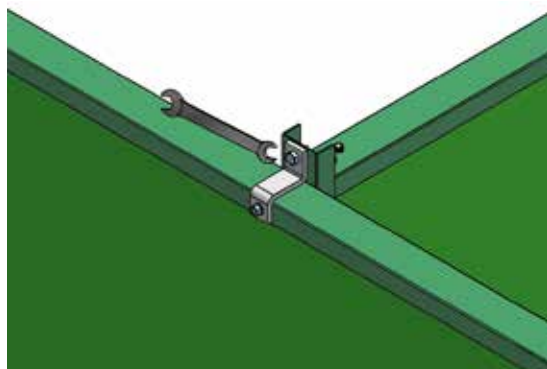
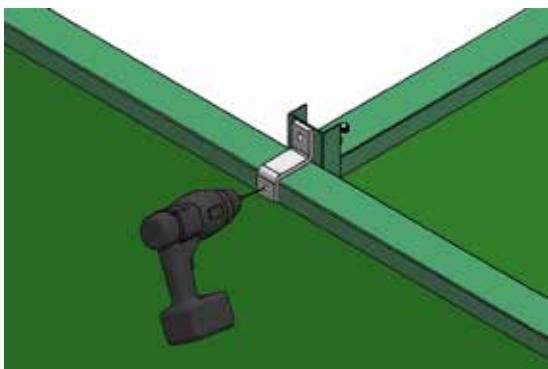
### MOUNTING ACCESSORIES



*Mounting plate 45.33.03.4596 to Sonic Classic wall element*



*Mounting console 45.30.15.2022 to Sonic Classic wall element*

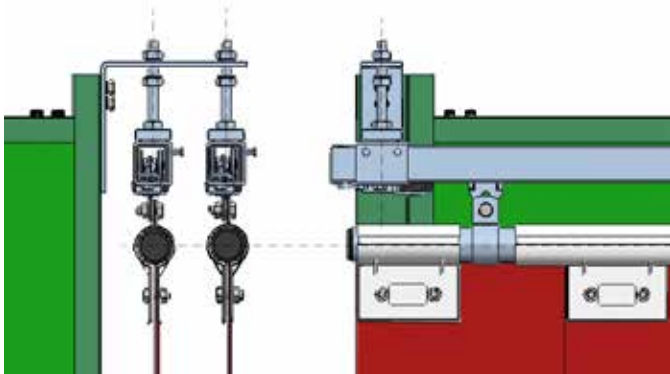


*Mounting z-supports 45.35.20.0002 to Sonic Classic wall element*


## SONIC CLASSIC WALL SYSTEM



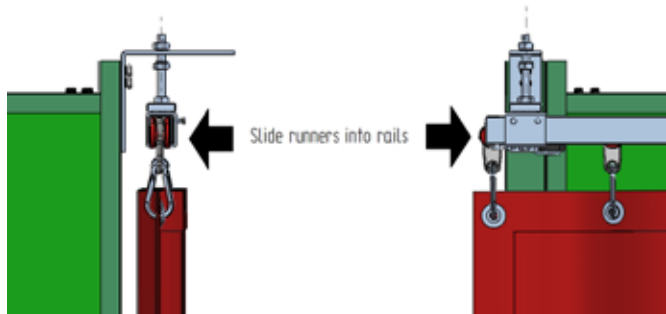
### MOUNTING ACCESSORIES




*Slidable strip set mounted in a double rail*



*Height strips to underside Sonic element 192 cm, mounted in a single or double rail.*



*Slidable curtain mounted in a single rail*



*Height standard curtain 180 cm, mounted in a single or double rail.*